

# Fund Update

Lifestages Investment Funds

## Lifestages Australasian Equity Portfolio for the quarter ended 30 June 2020

This fund update was first made publicly available 28 July 2020



### What is the purpose of this update?

This document tells you how the Lifestages Australasian Equity Portfolio has performed and what fees were charged. The document will help you to compare the fund with other funds. Funds Administration New Zealand Limited prepared this update in accordance with the Financial Markets Conduct Act 2013. This information is not audited and may be updated.

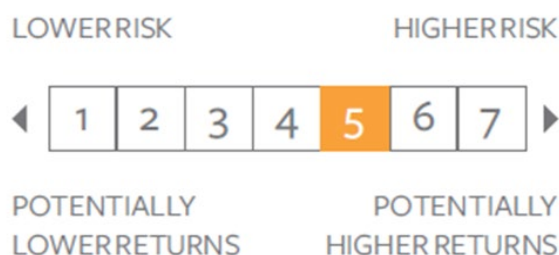
### Description of this fund

The fund aims to achieve capital growth and returns over the long-term through investing primarily in a broad spread of New Zealand and Australian equities. The fund offers a multimanager approach to equity investing.

<b>Total value of the fund</b>	\$27,158,984
<b>The date the fund started</b>	17 November 2004

### What are the risks of investing?

Risk indicator for the Lifestages Australasian Equity Portfolio:



The risk indicator is rated from 1 (low) to 7 (high). The rating reflects how much the value of the fund's assets goes up and down. A higher risk generally means higher potential returns over time, but more ups and downs along the way.

To help you clarify your own attitude to risk, you can seek financial advice or work out your risk profile at [www.sorted.org.nz/tools/investor-kickstarter](http://www.sorted.org.nz/tools/investor-kickstarter).

Note that even the lowest category does not mean a risk-free investment, and there are other risks that are not captured by this rating.

This risk indicator is not a guarantee of a fund's future performance. The risk indicator is based on the returns data for the past 5 years. While risk indicators are usually relatively stable, they do shift from time to time. The risk indicator will continue to be updated in future fund updates.

See the product disclosure statement (PDS) for more information about the risks associated with investing in this fund.

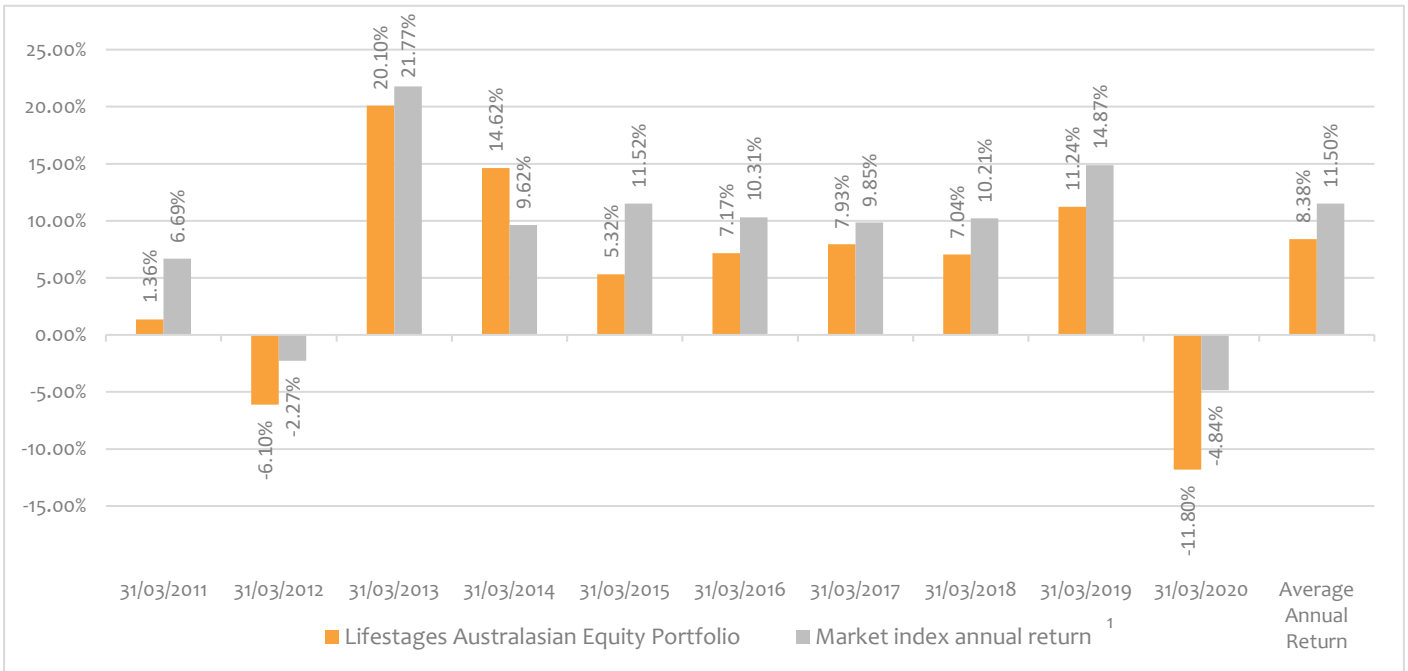
### How has the fund performed?

	Average over past five years	Past year
<b>Annual return</b> (after deductions for charges and tax)	7.33%	-2.87%
<b>Annual return</b> (after deductions for charges but before tax)	8.07%	-2.27%
<b>Market index annual return</b> (reflects no deductions for charges and tax)	11.30%	4.41%

The market index annual return is based on a composite index, calculated using the target investment mix weightings of the underlying market indices that the fund invests into. The benchmark indices used for each asset class are defined in the Statement of Investment Policy and Objectives (SIPO).

Additional information about the market index is available in the SIPO on the offer register (search for Lifestages Investment Funds) at [www.companiesoffice.govt.nz/disclose](http://www.companiesoffice.govt.nz/disclose).

### Annual Return Graph



This shows the return after fund charges and tax for each of the last 10 years ending 31 March. The last bar shows the average annual return for the last 10 years, up to 30 June 2020.

**Important:** This does not tell you how the fund will perform in the future.

Returns in this update are after tax at the highest prescribed investor rate (PIR) of tax for an individual New Zealand resident. Your tax may be lower.

### What fees are investors charged?

Investors in the Lifestages Australasian Equity Portfolio are charged fund charges. In the year to 31 March 2020 these were:

	% of net asset value
<b>Total fund charges (estimated) <sup>2</sup></b>	<b>1.92%</b>
<b>Which are made up of -</b>	
<b>Total management and administration charges</b>	<b>1.92%</b>
Including -	
Manager's basic fee	1.28%
Other management and administration charges <sup>3</sup>	0.64%
<b>Total performance-based fees</b>	<b>0.00%</b>
	Dollar amount per investor
<b>Other charges</b>	<b>\$0.00</b>

The percentage shown for the 'Other management and administration charges' includes an estimate of the fees and expenses incurred in the underlying funds in which the fund invests.

Investors may also be charged individual action fees for specific actions or decisions (for example, for withdrawing from or switching funds). See the 'Other Material Information' document for the Lifestages Investment Funds on the offer register ([www.companiesoffice.govt.nz/disclose](http://www.companiesoffice.govt.nz/disclose)) for more information about those fees.

Small differences in fees and charges can have a big impact on your investment over the long term.

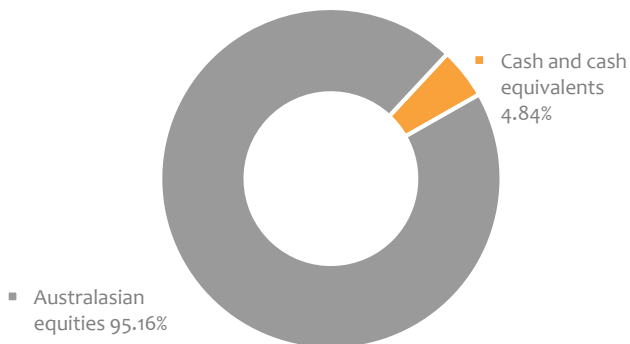
### Example of how this applies to an investor

Hayley had \$10,000 in the fund at the start of the year and did not make any further contributions. At the end of the year, Hayley incurred a loss after fund charges were deducted of -\$227 (that is -2.27% of her initial \$10,000). This gives Hayley a total loss after tax of -\$287.00 for the year.

## What does the fund invest in?

This shows the types of assets that the fund invests in.

### Actual investment mix



### Target investment mix

Asset type	Allocation
Cash and cash equivalents	5.00%
Australasian equities	95.00%

### Top 10 investments

Name	Percentage of fund net assets	Type	Country	Credit rating (if applicable)
1 Harbour NZ Equity Advanced Beta Fund	61.95%	Australasian equities	NZ	
2 iShares Wholesale Australian Equity Index Fund	33.21%	Australasian equities	AU	
3 Cash Deposit (ANZ Bank)	5.40%	Cash and cash equivalents	NZ	
4 Cash Deposit (JPM AUD)	0.00%	Cash and cash equivalents	AU	

The top 10 investments make up 100.56% of the net asset value of the fund.

### Currency hedging

As at 30 June 2020 the fund has an exposure to foreign currency assets of 33.21%, of which 0.00% was hedged back to NZD. This means the fund's foreign currency exposure is 33.21%. More information on our currency hedging policy can be found in the SIPO on our website [www.lifestages.co.nz/lifestages-investment-funds/overview](http://www.lifestages.co.nz/lifestages-investment-funds/overview).

### Key personnel

This shows the directors and employees who have the most influence on the investment decisions of the fund.

Name	Current position	Time in current position	Previous or other position	Time in previous or other position
Graham Duston	Investment Committee member	18 years and 9 months	Chief Executive Officer, Funds Administration New Zealand Ltd (current)	18 years and 9 months
Damon O'Brien	Independent Investment Committee member	5 years and 2 months	Chief Investment Officer, Consilium Limited	8 years and 3 months
Martin Pike	Investment Strategist	4 years and 9 months	National Manager, Investment Product & Services, AMP Financial Services	2 years and 4 months
Mike Skilling	Non-executive Director / Investment Committee chairperson	4 years and 1 months	GM Business Financial Services & Private Banking, BNZ	8 years and 0 months
Derek Young	Investment Committee member	16 years and 0 months	Executive Director, Funds Administration New Zealand Ltd (current)	16 years and 0 months

### Further information

You can also obtain this information, the PDS for Lifestages Australasian Equity Portfolio, and some additional information from the offer register at [www.companiesoffice.govt.nz/disclose](http://www.companiesoffice.govt.nz/disclose).

### Notes

<sup>1</sup> Note that market indices reflect no deduction for charges and tax.

<sup>2</sup> Includes GST.

<sup>3</sup> This covers expenses incurred in running the fund (e.g. accounting, audit, and regulatory compliance costs). This also covers the Supervisor's annual fee (for the services it provides) and an estimate of fees and expenses incurred by the underlying funds. Our estimates are made on the basis of reasonable assumptions about the ongoing level of fees and costs expected to be charged (taking into account the actual fees and costs as a percentage of average net asset value that were charged for the most recent scheme year). These fees are deducted from, and reflected in the unit price of the fund.

### Contact information

Phone 0800 727 2265  
Email [contact@lifestages.co.nz](mailto:contact@lifestages.co.nz)  
Web <https://lifestages.co.nz/>

